



**PRANA - Portal for Regulation of Air Pollution In Non Attainment Cit
(MOEFCC - CPCB)
City Ranking Data for Firozabad City
Financial Year: 2022_23
Generated On 21-Sep-2023 11:02 AM**




S.No	Component	Authorizing Agency (Signed declaration by ULB)	Maximum Marks (refer to attached guidance document)	City Score	CPCB Score	CPCB Remarks
1	% of solid waste collected against generated	Signed declaration by ULB	10	10	10	
2	% of solid waste processed against generated	Signed declaration by ULB	10	10	10	
3	% of installed capacity to process the generated waste against required to process 100% waste generated	Signed declaration by ULB	5	5	5	
4	% of legacy waste processed against existing	Signed declaration by ULB	5	5	5	
5	Ban on burning of solid waste imposed	Signed declaration by ULB	5	5	5	
6	% of plastic waste collected against generated	Signed declaration by ULB	5	5	5	
7	% of all types of roads maintained/ pothole free road	Signed declaration by ULB	10	10	10	
8	% of pavements made against total length of road shoulders	Signed declaration by ULB	7.5	7.5	7.5	
9	% of paved (metalled/concrete/blacktopped) roads against total length of roads	Signed declaration by ULB	15	15	15	
10	% of area covered by greenbelt against total area/ road length to be greened including along road side and on dividers	Signed declaration by ULB	2.5	2	2	
11	% of road length swept including through mechanical road sweepers	Signed declaration by ULB	5	5	0	< 10%
12	% of C&D waste collected against generated	Signed declaration by ULB	2	2	2	
13	% of C&D processed against generated	Signed declaration by ULB	2	2	2	
14	% of C&D Utilised against generated	Signed declaration by ULB	2	2	2	
15	% of construction sites where the guidelines for dust mitigation were complied	Signed declaration by ULB	4	4	4	
16	Adequate number of PUC testing centre	Submission of relevant signed documents from RTO	5	3	0	<4 PUC/lakh
17	% Of PUC testing centre integrated with centralized server	Submission of relevant signed documents from RTO	5	5	5	
18	Registered vehicles with PUC certificate	Submission of relevant signed documents from RTO	10	10	10	
19	Public transport Infrastructure	Submission of relevant signed documents from RTO	7.5	7.5	7.5	
20	No. of fuel stations inspected for fuel adulteration	Declaration by Dist Supply Office/ULB	5	5	5	
21	E-mobility – registered vehicles (e-buses, 3wheelers, 2 wheelers, 4 wheelers etc.)	Declaration by Dist Supply Office/ULB	7.5	7.5	2.5	1.35 %
22	% of Online Continuous Emission Monitoring System (OCEMS) Installed in industries against total no. of 17 category of industries.	Signed declaration by SPCB	10	10	10	

23	% of Online Continuous Emission Monitoring System (OCEMS) installed in industries against total no. of 17 category of industries.	Signed declaration by SPCB	15	15	15	
24	% of industries shifted to clean fuel against total no. of industries. (Clean fuel means- natural gas (PNG/LNG), LPG, Bio gas, Propane, Butane, etc.)	Signed declaration by SPCB	5	5	5	
25	% of houses covered under LPG/PNG scheme	Signed declaration by ULB	7.5	7.5	7.5	
26	% of brick kilns shifted to zigzag including within 10 km from sides of the ULB limits	Signed declaration by ULB	7.5	7.5	7.5	
27	Electricity Supply	Signed declaration by Electricity board	7.5	6	6	
28	Public Grievances Redressal System (PGRS) % Of air pollution related complaints resolved against registered	Signed declaration by SPCB/ULB	7.5	7.5	7.5	
29	Advertisements on Dos and Don'ts on social media, each on twitter, Facebook, Instagram, and also permanent display on departments websites	Signed declaration by ULB and SPCBs	1	1	1	
30	% of houses covered for Door to door campaign (segregation of waste at source etc)	Signed declaration by ULB	2	2	2	
31	% of schools covered out of all schools for awareness programmes	Signed declaration by ULB and SPCBs	2	2	2	
32	Improvement in PM 10 concentration or PM10 within the NAAQS , (Integrated value of NAMP & CAAQMS year onyear basis i.e improvement in past 1 year.* NAAQS- National Ambient Air Quality Standards for PM10 =60µg/m3	Signed declaration by ULB and SPCBs	5	5	5	
			200	196	183	
						4th Rank


Signed Declaration Form by ULB for Swach Vayu Sarvekshan 2023

1.	Measures to abate emissions from biomass/ municipal solid waste burning	
		Value
Component 1a	% of solid waste collected against generated	
a.	Total Solid Waste generated (Tonnes/day)	349
b.	Total Solid waste collected (tonnes/day)	330
c.	% of solid waste collected against generated (%)	95%
d.	Marks self-assigned as per guidance document (unit)	10
Component 1b	% of solid waste processed against generated	
a.	Total Solid Waste generated (Tonnes/day)	349
b.	Total Solid waste processed (tonnes/day)	346
c.	% of solid waste processed against generated (%)	99%
d.	Marks self-assigned as per guidance document (unit)	10
Component 1c	% of Installed capacity to process the generated waste against required to process 100% waste generated	
a.	Installed Capacity to process the generated waste (Tonnes/day)	490
b.	Capacity required to process the 100% waste generated (Tonnes/day)	360
c.	% of Installed capacity to process the generated waste against required to process 100% waste generated	100%
d.	Marks self-assigned as per guidance document (unit)	5
Component 1d	% of legacy waste processed against existing total legacy waste	
a.	Total Legacy Waste existing (Tonnes/day)	213794 MT
b.	Total Legacy waste processed (tonnes/day)	194401 MT
c.	% of legacy waste processed against existing (%)	91%
d.	Marks self-assigned as per guidance document (unit)	5
Component 1e	Ban imposed on burning of solid waste	
a.	No. of complaints of waste burning in PGRS in the entire year	0
b.	Marks self-assigned as per guidance document (unit)	5
Component 1f	% of plastic waste collected against generated	
a.	Total Plastic Waste generated (Tonnes/day)	39 TPD
b.	Total Plastic waste collected (tonnes/day)	39 TPD
c.	% of Plastic waste collected against generated (%)	100%
d.	Marks self-assigned as per guidance document (unit)	5

Signature	
Name	Sandeep Bhargava
Designation	ZSO Nagar Nigam Firozabad


Signed Declaration Form by ULB for Swachh Vayu Sarvekshan 2023

2.	Measures to abate Road Dust	
		Value
Component 2a	% of all types of roads maintained/ pothole free road	
a.	Total no. of roads	117
b.	Total no. of roads maintained/pothole free	95
c.	% of all types of roads maintained/pothole free road	81.20%
d.	Marks self-assigned as per guidance document (unit)	10
Component 2b	% of pavements made against total length of road shoulders	
a.	Total length of road shoulders (km)	36.07
b.	Total length of pavements made (km)	29.21
c.	% of pavements made against total length of road shoulders (%)	80%
d.	Marks self-assigned as per guidance document (unit)	7.5
Component 2c	% of paved (metalled/concrete/blacktopped) roads against total length of roads	
a.	Total length of roads (km)	411.00
b.	Total length of paved (metalled/concrete/blacktopped) road (km)	332.60
c.	% of paved (metalled/concrete/blacktopped) roads against total length of roads	80.92%
d.	Marks self-assigned as per guidance document (unit)	15
Component 2d	% of area covered by greenbelt against total area/ road length to be greened including along road side and on dividers	
a.	Total area/road length to be greened including along road side and on dividers (km)	18.37
b.	Total area covered by greenbelt (km)	12.68
c.	% of area covered by greenbelt against Total area/road length to be greened including along road side and on dividers (%)	69.02%
d.	Marks self-assigned as per guidance document (unit)	2
Component 2e	% of road length swept including through mechanical road sweepers	
a.	Total road length (km)	17
b.	Total road length swept including through mechanical road sweepers (km)	17
c.	% of road length swept including through mechanical road sweepers (%)	100%
d.	Marks self-assigned as per guidance document (unit)	5

Signature	
Name	Manish Kumar Singh
Designation	Chief Engineer

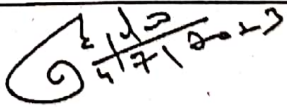
Signed Declaration Form by ULB for Swachh Vayu Sarvekshan 2023

3.	Measures to abate dust from Construction and Demolition waste (C&D)	
		Value
Component 3a	% of C&D waste collected against generated	
a.	Total C&D waste generated (Tonnes/day)	1.20
b.	Total C&D waste collected (tonnes/day)	1.20
c.	% of C&D waste collected against generated (%)	100 %
d.	Marks self-assigned as per guidance document (unit)	2
Component 3b	% of C&D processed against generated	
a.	Total C&D Waste generated (Tonnes/day)	1.20
b.	Total C&D waste processed (tonnes/day)	1.20
c.	% of solid waste processed against generated (%)	100 %
d.	Marks self-assigned as per guidance document (unit)	2
Component 3c	% of C&D Utilised against generated	
a.	Total C&D Waste generated (Tonnes/day)	1.20
b.	Total C&D Waste utilised (Tonnes/day)	1.20
c.	% of C&D utilised against generated	100 %
d.	Marks self-assigned as per guidance document (unit)	2
Component 3d	% of sites where the guidelines for dust mitigation were complied	
a.	Total no. of sites	14.00
b.	Total no. of sites where the guidelines for dust mitigation were complied	14.00
c.	% of construction sites where the guidelines for dust mitigation were complied (%)	100%
d.	Marks self-assigned as per guidance document (unit)	4

Signature	
Name	Manish Kumar Singh
Designation	Chief Engineer


Signed Declaration Form by RTO for Swachh Vayu Sarvekshan 2023

4.	4. Measures to abate Vehicular Emissions (a) Monitoring of PUC for vehicles and data on compliances, number of vehicles monitored vis-a-vis registered vehicles.	Value
Component 4a	Adequate number of PUC testing centre	
a.	Total no. of vehicles	150216
b.	Total no. of PUC centres	6
c.	No. of PUC centre per 1,00,000 vehicles	3.99
d.	Marks self-assigned as per guidance document (unit)	3
Component 4b	% of PUC testing centre Integrated with centralized server	
a.	Total no. of PUC testing centre	6
b.	Total no. of PUC centre integrated with centralized server	6
c.	% of PUC centre integrated with centralized server (%)	100%
d.	Marks self-assigned as per guidance document (unit)	5
Component 4c	Registered vehicles with PUC certificate	
a.	Total no. of registered vehicles	150216
b.	Total no. of registered vehicles with PUC certificate	150216
c.	% of registered vehicles with PUC certificate	100%
d.	Marks self-assigned as per guidance document (unit)	10
Component 4d	Public transport infrastructure	
a.	Total no. of public buses	<i>205071</i>
b.	Marks self-assigned as per guidance document (unit)	7.5
Component 4f	E-mobility- registered vehicles (e-buses, 3wheelers, 2 wheelers, 4 wheelers etc.)	
a.	Total no. of registered vehicles	2031
b.	Total no. of E-mobility registered vehicles (e-buses, 3 wheelers, 2 wheelers, 4 wheelers)	2031
c.	% of E-mobility registered vehicles (%)	100%
d.	Marks self-assigned as per guidance document (unit)	7.5

Signature	
Name	Rajesh Kardam
Designation	Sr. ARTO (A/E), Firozabad


Signed Declaration from by District Supply Office (DSO)/ULB for Swachh Vayu Sarvekshan 2022

4. Measures to abate Vehicular Emissions		Value
Component	No. of fuel stations inspected for adulteration	
2		
a.	Total No. of fuel stations	17
b.	Total No. of fuel stations inspected for fuel adulteration	15
c.	% of fuel stations inspected for fuel adulteration	88.23
d.	Marks self-assigned as per guidance document (Unit)	5

Signature	
Name	Sweety Kumari
Designation	District Supply Officer


Signed Declaration Form by SPCB for Swachh Vayu Sarvekshan 2023

5. Measures to abate emissions from Industries		Value
Component 5a	% of Online Continuous Emission Monitoring Systems (OCEMS) installed in Industries against total no. of 17 Red category of Industries	
a.	Total no. of 17 Red category Industries	02
b.	Total no. of 17 red category Industries having online continuous emission monitoring systems (OCEMS)	02
c.	% of Industries having online continuous emission monitoring systems (OCEMS) against 17 Red category of Industries	100%
d.	Marks self-assigned as per guidance document (unit)	10
Component 5b	% of industries complying with emission norms	
a.	Total no. of Industries	190
b.	Total no. of industries complying with emission norms	190
c.	% of industries complying with emission norms	100%
d.	Marks self-assigned as per guidance document (unit)	15
Component 5c	% of Industries shifted to clean fuel against total no. of industries (clean fuel can be described as natural gas, PNG/LNG, LPG, Bio-gas, Propane, Butane, etc)	
a.	Total no. of industries	190
b.	Total no. of industries shifted to clean fuel (clean fuel can be described as natural gas, PNG/LNG, LPG, Bio-gas, Propane, Butane, etc.)	190
c.	% of industries shifted to clean fuel against total no. of industries	100%
d.	Marks self-assigned as per guidance document (unit)	05

Signature	
Name	Er. Manoj Kumar
Designation	Regional Officer UPPCB


Signed Declaration Form by ULB for Swachh Vayu Sarvekshan 2022

6.	Measures to abate Other Emissions	
		Value
Component 1	% of houses covered under LPG/PNG scheme	
a.	Total no. of Houses	120759
b.	Total no. of houses covered under LPG/PNG scheme	120759
c.	% of houses covered under LPG/PNG scheme	100%
d.	Marks self-assigned as per guidance document (unit)	7.5
Component 2	% of brick kilns shifted to zigzag including within 10 km from sides of the ULB limits	
a.	Total no. of brick kilns	03 (Closed)
b.	Total no. of brick kilns shifted to zigzag including within 10km from sides of the ULB limits	00
c.	% of brick kilns shifted to zigzag including within 10km from sides of the ULB limits	100%
d.	Marks self-assigned as per guidance document (unit)	7.5
Component 4	Public Grievances Redressal System (PGRS) % Of air pollution related complaints resolved against registered	
a.	No. of air pollution related complaints registered in PGRS	00
b.	No. of air pollution related complaints resolved	00
c.	% of air pollution related complaints resolved against registered	100%
d.	Marks self-assigned as per guidance document (unit)	7.5

Signature	
Name	Er. Manoj Kumar
Designation	Regional Officer UPPCB


**Signed Declaration Form by Electricity Board for Swachh Vayu
Sarvekshan 2023**

5. Measures to abate Other Emissions		Value
Component 4	Electricity Supply	
a.	No. of hours of electricity supply	23.30
b.	Marks self-assigned as per guidance document (unit)	

Signature	
Name	Anuj Seth
Designation	Executive Engineer EVDD-I FZD.

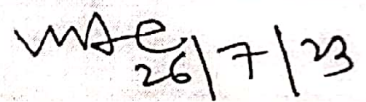
**Signed Declaration Form by ULB & SPCB for Swachh Vayu Sarvekshan
2023**

7.	IEC activities/ Public awareness	
		Value
Component 7a	Advertisements on Dos and Don'ts on social media, each on twitter, Facebook, Instagram, and also permanent display on departments websites	
a.	Total no. of ads per month	990
b.	Marks self-assigned as per guidance document (unit)	1
Component 7b	% of houses covered for Door to door campaign (segregation of waste at source etc)	
a.	Total no. of houses	120766
b.	Total no. of houses covered for door to door campaign (segregation of waste at source etc)	114191
c.	% of houses covered for door to door campaign (segregation of waste at source etc)	95% Approx.
d.	Marks self-assigned as per guidance document (unit)	2
Component 7c	% of schools covered out of all schools for awareness programmes	
a.	Total no. of schools	95
b.	Total no. of schools covered for awareness programmes	95
c.	% of schools covered out of all schools for awareness programmes	100%
d.	Marks self-assigned as per guidance document (unit)	2

Signature	
Name	Sandeep Bhargvaga
Designation	ZSO Nagar Nigam Firozabad

**Signed Declaration Form by ULB & SPCB for Swachh Vayu Sarvekshan
2023**

8.	Improvement in PM10 concentrations		
		Value	
Component 1	Improvement in PM 10 concentration (Integrated value of NAMP & CAAQMS year on year basis i.e improvement in past 1 year. * (NAAQS- National Ambient Air Quality Standards for PM10 = 60µg/m ³)		
a.	Integrated value of NAMP & CAAQMS for PM10 In previous year to the assessment year	Previous Year	Assessment year
		136µg/m ³	103µg/m ³
b.	Integrated value of NAMP & CAAQMS for PM10 In the assessment year	103µg/m ³	
c.	Improvement in PM10 concentration in 1 year or meeting NAAQS target	24%	
d.	Marks self-assigned as per guidance document (unit)	5.0	

Signature	
Name	V.K. Dubey
Designation	Regional Officer UPPCB